

SIZE CHART

YOUTH

YOUTH SHIRT BODY GUIDE	S	M	L	XL	2XL
	6-8	10-12	14-16	18-20	22
Height	50-54	55-59	60-64	65-68	69-72
Chest	25-27	28-30	31-33	34-36	38-40
Sleeve Length	22½-23½	24½-25½	26½-27½	28½-29½	30½-31½

YOUTH BOTTOM BODY GUIDE	XS	S	M	L	XL	HUSKY		
	4	6-8	10-12	14-16	18-22	32	34	36
Waist	23½-24½	24½-25½	25½-26½	27-28½	29-31	32	34	36
Hip	25	26-28½	29½-31	31½-33½	34-36	39-40	41-42	43-44
Inseam/Unhemmed	24	26	28-32	32	34	35	35	35

MEN

MEN'S SHIRT BODY GUIDE	S	M	L	XL	2XL	3XL	4XL
Neck	14-14½	15-15½	16-16½	17-17½	18-18½	19-19½	20-20½
Sleeve Length	32½-33	33½-34	34½-35	35-35½	35½-36	36½-37	37½-38
Chest	34-36	38-40	42-44	46-48	50-52	54-56	58-60

MEN'S BOTTOM BODY GUIDE	XS	S	M	L	XL	2XL	3XL
Waist	26-30	30-34	34-38	38-42	42-46	46-50	50-54
Hip	34-36	37-39	40-42	43-45	46-49	50-53	54-57
Inseam/Unhemmed	36-38	36-38	36-38	36-38	36-38	36-38	36-38

LADIES

LADIES' SHIRT BODY GUIDE	XS	S	M	L	XL	1XL	2XL	3XL	4XL
Neck	13-13½	13½-14	14-14½	15-15½	16-16½	16½-17	17½-18	18½-19	19½-20
Sleeve Length	29½-30	30½-31	31-31½	32-32½	33-33½	33½-34	34½-35	35½-36	36½-37
Chest	32-33½	34-35½	36-38½	39-41½	42-44½	45-47½	48-50½	51-53½	54-56

LADIES' BOTTOM BODY GUIDE	XS	S	M	L	XL	2XL	3XL
	0-2	4-6	8-10	12-14	16-18	18W-20W	22W-24W
Waist	24-25½	26-28½	29-31½	32-33½	34-37½	38-40	41-43
Hip	34-35½	36-37½	38-40½	41-43½	44-46	47-50	51-53
Inseam/Unhemmed	32-34	32-34	32-34	32-34	32-34	32-34	32-34

ACCESSORIES

WEB BELT	S/M	M/L	XL	ONE SIZE FITS MOST
Cub Scout Navy Belt	Up to 28"	Up to 40"	Up to 54"	
Boy Scout Olive Belt	Up to 30"	Up to 40"	Up To 58"	
Venturing Nylon Belt				Up to 60"

ACCESSORIES CONT.

HEADWEAR UNIFORM CAP	S/M	M/L	XL
	6 ⁷ / ₈ -7	7 ¹ / ₈ -7 ¹ / ₄	7 ³ / ₈ -7 ¹ / ₂
Head Measurement	21 ¹ / ₂ -22 ¹ / ₂	22 ¹ / ₂ -23 ¹ / ₂	23 ¹ / ₂ -24 ¹ / ₂

HEADWEAR BRIMMED HAT	S	M	L	XL	2XL
	6 ⁷ / ₈ -7	7 ¹ / ₈ -7 ¹ / ₄	7 ³ / ₈ -7 ¹ / ₂	7 ⁵ / ₈ -7 ³ / ₄	7 ⁷ / ₈
Head Measurement	21 ¹ / ₂ -21 ⁷ / ₈	22 ¹ / ₄ -22 ⁵ / ₈	23-23 ¹ / ₂	23 ³ / ₈ -24 ¹ / ₄	24 ⁵ / ₈

BSA SOCK TO SHOE SIZE COMPARISON CHART

Cub Scout Socks (Crew, Ankle, and Tiger)

BSA Sock Sizes:	XS	S	M	L	XL	XXL
Shoe Sizes:						
Youth	9-1 ¹ / ₂	2-5 ¹ / ₂				
Men's			6-8 ¹ / ₂	9-11 ¹ / ₂		

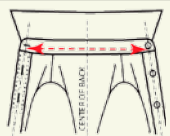


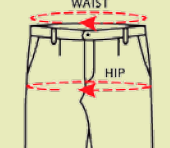
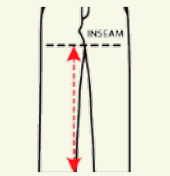
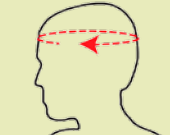
Boy Scout Socks (Crew and Low Cut)

BSA Sock Sizes:	S	M	L	XL	XXL
Shoe Sizes:					
Youth	2-5 ¹ / ₂				
Ladies'	4-6 ¹ / ₂	7-9 ¹ / ₂	10-12 ¹ / ₂		
Men's		6-8 ¹ / ₂	9-11 ¹ / ₂	12-14	14 ¹ / ₂ -18

Boy Scout Knee Socks

BSA Sock Sizes:	S	M	L	XL	XXL
Shoe Sizes:					
Youth	2-5 ¹ / ₂				
Ladies'	4-6 ¹ / ₂	7-9 ¹ / ₂	10-12 ¹ / ₂		
Men's		6-8 ¹ / ₂	9-11 ¹ / ₂	12-14	14 ¹ / ₂ -18

HOW TO DETERMINE BODY MEASUREMENTS

	Neck: Measure around the base of your neck. Or, simply find a collared shirt that fits you well. Lay the collar flat and measure from the center of the collar button around to the far end of the opposite buttonhole.
	Chest/Bust: Keeping your arms relaxed at your sides, measure under your arms at your armpits. Include the highest part of your chest and shoulder blades holding the tape firm and level. For Bust size, measure at the fullest point of the bust.
	Sleeve: With the arm relaxed at side and bent slightly, measure from the center back, across shoulder to elbow, and down the arm to the wrist.
	Waist: Measure at your natural waistline, where your belt normally rests. If between sizes, order the next largest size. Hips: Standing with your feet together, measure around the fullest part of your seat.
	Inseam: Take a pair of pants that fits you well and measure along the seam from the crotch to the bottom of the leg. Add an inch or so for hemming.
	Head (for hats & caps): Measure around the largest part of your head, with the tape just above the brow.